


Measuring your Kitchen for a Design & Quote

1. Measure each wall from corner to corner and draw it on the grid.
2. Mark in any windows by measuring from the wall to the outer edge of the architrave. Now measure the full width of the window from outer edge to outer edge and then to the wall. Finally, measure the height the same way.
3. Mark in any door widths in the same method as the window and note which way they swing.
4. Mark in where the sink waste is, measuring from the side wall to the waste centre.
5. Finally, if you are wanting to keep the position of your rangehood and/or stove then measure and mark these.
6. Bring your measurements in and we can discuss your kitchen ambitions.

* Before production we do an accurate site measure.



It doesn't need to be a beautiful work of art, just good enough for us to come up with a concept design for your new and exciting kitchen design!



Use the grid as a guide to help you draw your existing kitchen plan

If you have any questions while you're measuring, feel free to call us on (09) 625 3501

Where do I Start?

So you have decided to turn that dream into a reality and start on your kitchen project. Exciting! To save yourself time there are a few things that need considering in the first stages of planning...

Budget

Knowing your budget is important. Make sure you have factored in your appliances and put a sum aside for any sub-trades you might need so that when you speak to your designer we can deliver a realistic design concept based on these figures.

If your budget is modest, don't fret! We specialise in designing for low to mid range budgets. If you have a collection of ideas then feel free to share these with your designer and we can let you know whether your budget will accommodate for these. Some things we will give you as optional upgrade so you can see what each item would cost and you can decide on your final price.

Use a Kitchen Company You Can Trust

Kitchens 2 Go are in the business of providing quality products and excellent customer service. A few of the things we offer include:

- 5 year limited warranty on our melamine doors, drawer fronts and panels
- Lifetime warranty on hardware
- Experienced and trustworthy installers

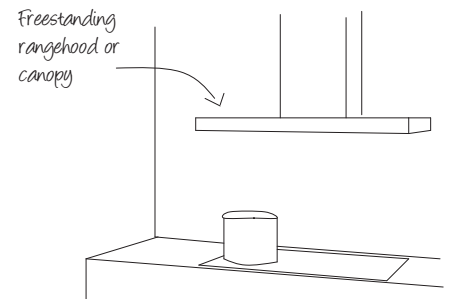
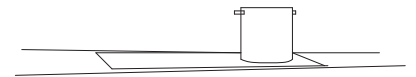
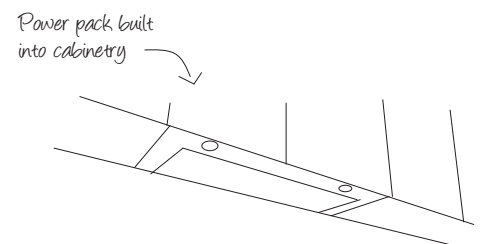

AND the Kitchen Guarantee Fund which gives you complete peace of mind when paying your deposit.

Choices

There's an abundance of choices when it comes to kitchen design, so let's make sure we get the right concept for you. Let us know if you have a particular style in mind and we will do all the hard work, guiding you in the right direction.

Check List - Please circle all that apply

					Notes
Bench	Laminate	Granite	Engineered Stone	Other:	
Fridge	Single door	Double door	Wine cooler	Size:	
Hob	Gas	Ceramic	Induction	Size:	
Microwave	On wall	Under bench	None	Other:	
Rangehood	600mm	900mm			
Power pack	600mm	750mm			
Dishwasher	450mm	600mm	Dish drawers(s)	Integrated	
Oven	600mm wide	900mm wide	1 & 1/2 wall oven	Freestanding	Built-in
Sink	Single bowl	1 & 1/2 bowl	Double bowl	Drainer	Waste disposal
Splashback	Glass	Tiles	Upstand		



Don't worry. You are not alone. We are here to guide you through the process and help you choose options that will work best for you. See one of our designers for a consultation, design and quote to take your kitchen from dream to reality.